

Table 1: Foreign Language GCSEs in Welsh schools, 2012 - 2013

| Language | 2012 | 2013 | Change | % change |
|-------------------------------|--------------|--------------|-----------|-----------|
| French | 5,733 | 5,677 | -56 | -1% |
| German | 1,287 | 1,183 | -104 | -8% |
| Spanish | 1,371 | 1,628 | 257 | 19% |
| Other Modern Foreign Language | 185 | 143 | -42 | -23% |
| Total | 8,576 | 8,631 | 55 | 1% |

Source: Welsh Assembly Government, Examination Results. <http://wales.gov.uk/statistics-and-research/e>

Table 2: Foreign Language A Level Entries* in Welsh schools, 2012 - 2013

| Language | 2012 | 2013 | Change | % change |
|-------------------------------|------------|------------|-------------|-------------|
| French | 464 | 354 | -110 | -24% |
| German | 143 | 113 | -30 | -21% |
| Spanish | 135 | 132 | -3 | -2% |
| Other Modern Foreign Language | 84 | 70 | -14 | -17% |
| Total | 826 | 669 | -157 | -19% |

Source: Welsh Assembly Government, Examination Results.* Note: No AS Level entry data has been publi

Table 3: Welsh domiciled HE learners studying languages, 2007/08 - 2011/12

| Year | Number |
|----------------------------|----------------|
| 2007/08 | 1,670 |
| 2008/09 | 1,710 |
| 2009/10 | 1,775 |
| 2010/11 | 1,580 |
| 2011/12 | 1,455 |
| Change 2007/08 - 2011/12 | -215 |
| % change 2007/08 - 2011/12 | -12.90% |

Source: HESA Student Record. Note: These figures relate to students in modern foreign languages. They will not match StatsWales datasets, as they exclude students in subjects related to literature and cultural studies in English speaking cc classical languages

[examination-results/?lang=en](#)

shed at the time of writing. <http://wales.gov.uk/statistics-and-research/examination-results/?lang=en>

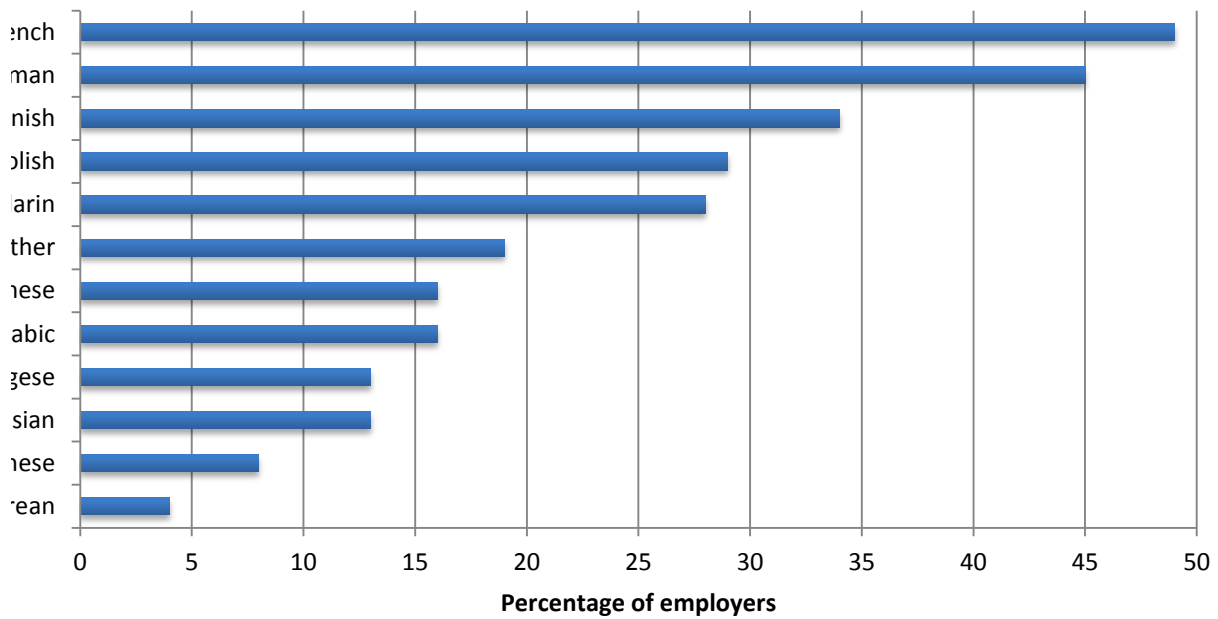
totals on related
ountries, and also exclude

Figure 1: Need for employees who can speak foreign languages

| | % | |
|--|----|------|
| Essential core competence for our work | 4 | Bene |
| Needing foreign langauage skills in the next couple of years | 12 | |
| Assist staff mobility within our organisation | 23 | t |
| No need for foreign language skills | 30 | |
| Helpful in building relations with overseas contacts | 38 | |
| Beneficial, but not a requirement when recruiting staff | 46 | |
| | | Nei |

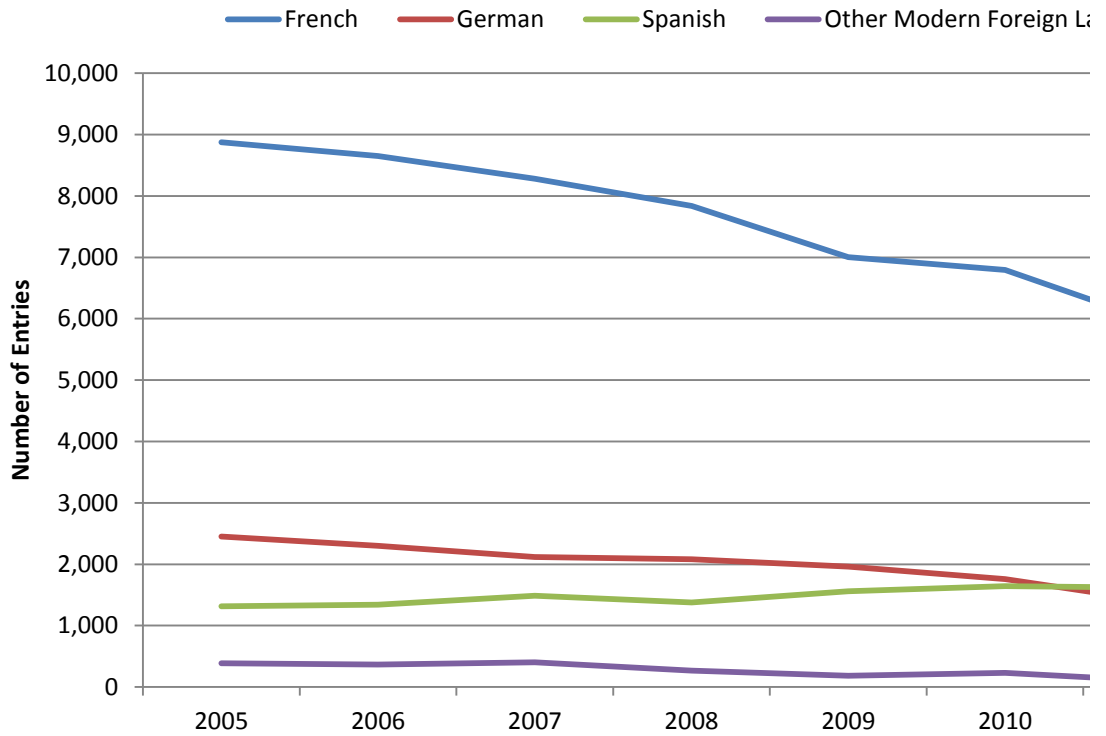
Figure 2: Foreign languages rated as useful to the organisation

| | % | |
|-----------|----|--------|
| Korean | 4 | Fre |
| Japanese | 8 | Gerr |
| Russian | 13 | Spai |
| Portugese | 13 | Pc |
| Arabic | 16 | Mand |
| Cantonese | 16 | Oi |
| Other | 19 | Cantor |
| Mandarin | 28 | Ar: |
| Polish | 29 | Portug |
| Spanish | 34 | Rus: |
| German | 45 | Japar |
| French | 49 | Kor |



GCSE Entries in Modern Foreign Languages

| | 2005 | 2006 | 2007 | 2008 | 2009 | 2010 | 2011 | 2012 |
|----------------|---------------|---------------|---------------|---------------|---------------|---------------|--------------|--------------|
| French | 8,874 | 8,653 | 8,279 | 7,840 | 7,005 | 6,797 | 5,907 | 5,733 |
| German | 2,454 | 2,299 | 2,118 | 2,082 | 1,959 | 1,758 | 1,376 | 1,287 |
| Spanish | 1,314 | 1,339 | 1,485 | 1,379 | 1,560 | 1,645 | 1,615 | 1,371 |
| Other Modern F | 388 | 365 | 403 | 268 | 182 | 231 | 97 | 185 |
| Total | 13,030 | 12,656 | 12,285 | 11,569 | 10,706 | 10,431 | 8,995 | 8,576 |



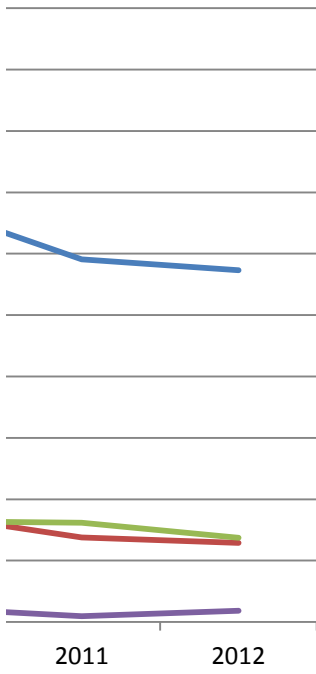
2013 Change 2005-2012

| | | |
|--------------|---------------|-------------|
| 5,677 | -3,141 | -35% |
| 1,183 | -1,167 | -48% |
| 1,628 | 57 | 4% |
| 143 | -203 | -52% |
| 8,631 | -4,454 | -34% |

Change 2012-2013

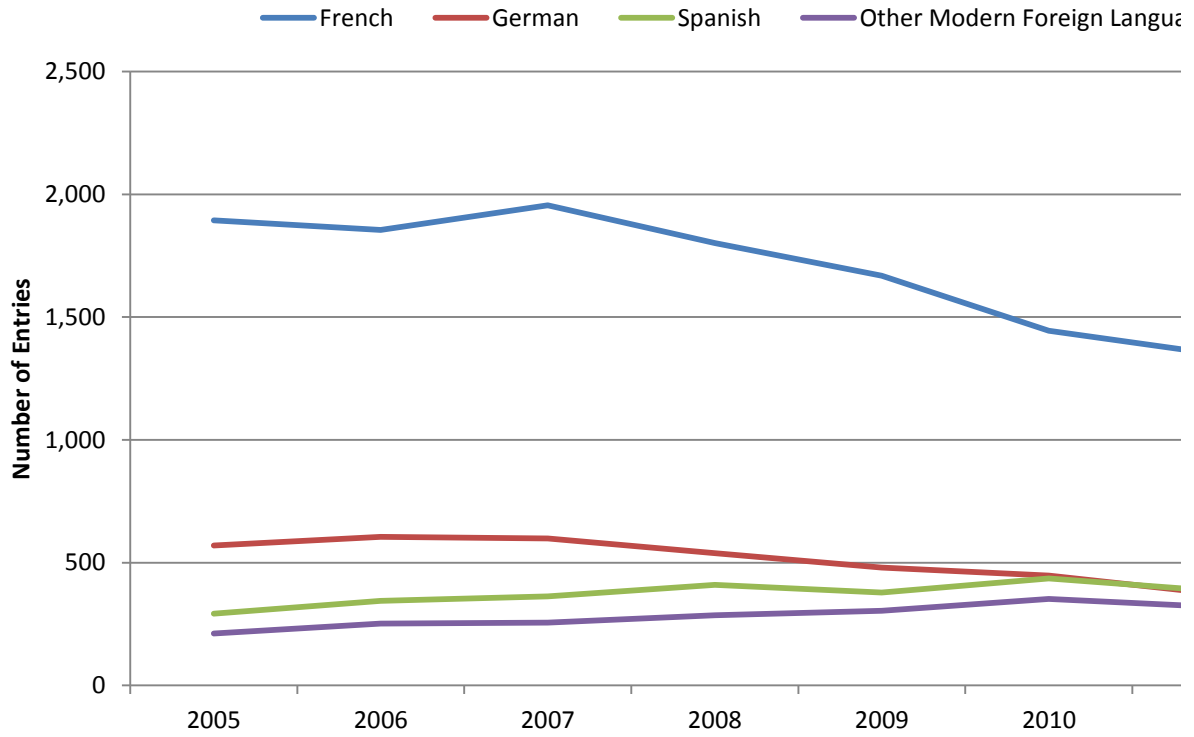
| | |
|-----------|-----------|
| -56 | -1% |
| -104 | -8% |
| 257 | 19% |
| -42 | -23% |
| 55 | 1% |

anguage



A and AS Level Entries in Modern Foreign Languages

| | 2005 | 2006 | 2007 | 2008 | 2009 | 2010 | 2011 | 2012 |
|--------------|--------------|--------------|--------------|--------------|--------------|--------------|--------------|--------------|
| French | 1894 | 1855 | 1956 | 1801 | 1669 | 1444 | 1350 | 1178 |
| German | 570 | 605 | 598 | 539 | 480 | 448 | 373 | 335 |
| Spanish | 292 | 344 | 363 | 409 | 378 | 436 | 385 | 352 |
| Other Mod | 212 | 252 | 256 | 286 | 304 | 352 | 320 | 367 |
| Total | 2,968 | 3,056 | 3,173 | 3,035 | 2,831 | 2,680 | 2,428 | 2,232 |



Change 2005-2012

| | |
|-------------|-------------|
| -716 | -38% |
| -235 | -41% |
| 60 | 21% |
| 155 | 73% |
| -736 | -25% |

age

