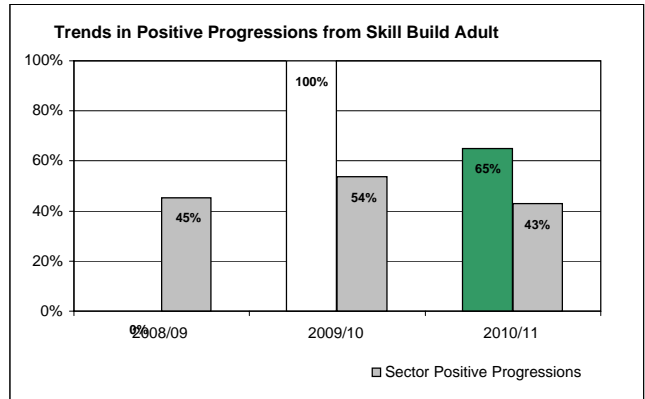
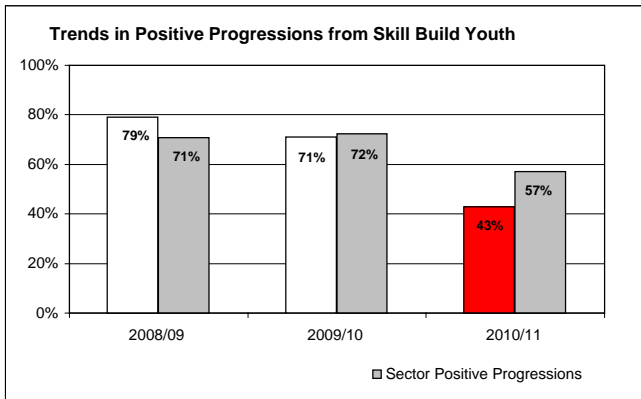
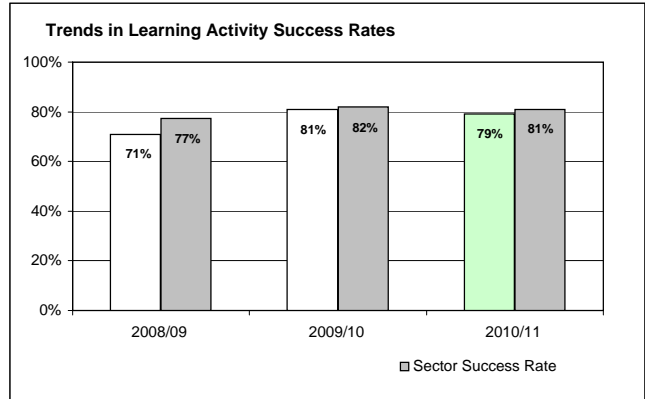
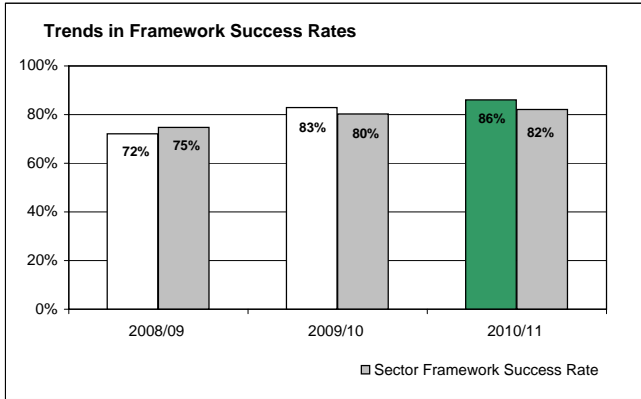


QUALITY AND EFFECTIVENESS FRAMEWORK

Learner Outcomes Report (LOR) for 2010/11

PROVIDER NAME: TALK.TRAINING



Programme	Measure	Number of Leavers	Success rate/positive progressions	National Comparator 2010/11
Foundation Apprenticeship	% framework success	276	83%	81%
Apprenticeship	% framework success	179	91%	83%
Modern Skills Diploma	% learning activity success	0	n/a	82%
Pre Apprenticeship Learning	% learning activity success	0	n/a	89%
Skill Build Youth	% learning activity success	323	69%	75%
	% positive progressions		43%	57%
Skill Build Adult	% learning activity success	31	43%	79%
	% positive progressions		65%	43%
Flexible Learning	% learning activity success	45	80%	92%

Source: Lifelong Learning Wales Record (LLWR)
(data as at 23 February 2012)

2010/11 categorisation scales:

	Success rates	Skill Build progressions	
		Youth	Adult
Excellent	85% or above	70% or above	65% or above
Good	75 - 84%	55 - 69%	50 - 64%
Adequate	65 - 74%	45 - 54%	40 - 49%
Unsatisfactory	Below 65%	Below 45%	Below 40%

Note: For programmes with fewer than 10 leavers, the figures within the table have been suppressed and replaced with a '*'. The charts for Framework Success Rate and overall Learning Activity Success rates will not necessarily reflect these changes as all leavers have been included in their derivation.