

SDR 196/2008

27 November 2008

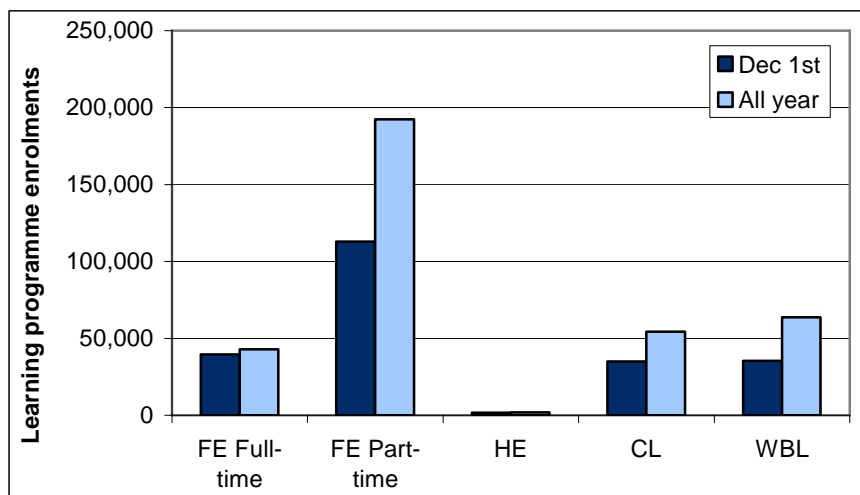
## Further Education, Work-based Learning and Community Learning in Wales, 2007/08 (provisional figures)

This Statistical First Release for 2007/08 summarises provisional information on post-16 learning, excluding provision at Higher Education institutions but including Further Education (FE), Work-based Learning (WBL) and Local Authority Community Learning (CL) provision. Final data are due to be published in April 2009 and are likely to show revisions to the provisional data. Additional detail is available on the Assembly Government's interactive data dissemination service StatsWales.

### Summary

- There were 272,535 distinct learners at FE Institutions, Community Learning or Work-based Learning providers during 2007/08. Relative to the final data for 2006/07, the provisional 2007/08 learner numbers are 8.5 per cent lower.
- Within this fall in total FE/WBL/CL learners, full-time learner numbers at FE institutions were virtually unchanged compared with final 2006/07 figures (0.2 per cent rise) but part-time learner numbers at FE institutions were 12 per cent lower.
- Of learning activities for which the qualification level was known, the proportion pursued at level 1 fell slightly from 33 per cent to 31 per cent whereas the level 3 proportion rose from 18 per cent to 20 per cent.
- Males outnumbered females for all ages below 20. However, the number of females aged 20 or above was 63 per cent higher than the number of males in this age band.

**Chart 1: Learning programmes by provision type**



Contact: Tel: 029 2092 6041 E-mail: [Post16Ed.Stats@Wales.GSI.Gov.UK](mailto:Post16Ed.Stats@Wales.GSI.Gov.UK)

Next Update: April 2009 (provisional)

Cyhoeddwyd gan Y Gyfarwyddiaeth Ystadegol  
Llywodraeth Cynulliad Cymru, Parc Cathays, Caerdydd, CF10 3NQ  
Ffon - Swyddfa'r Wasg **029 2089 8099**, Ymholiadau Cyhoeddus **029 2082 5050**  
[www.cymru.gov.uk/ystadegau](http://www.cymru.gov.uk/ystadegau)

Issued by Statistical Directorate  
Welsh Assembly Government, Cathays Park, Cardiff, CF10 3NQ  
Telephone - Press Office **029 2089 8099**, Public Enquiries **029 2082 5050**  
[www.wales.gov.uk/statistics](http://www.wales.gov.uk/statistics)



Llywodraeth Cynulliad Cymru  
Welsh Assembly Government

## **Learners enrolled with FE institutions, Work-based Learning or LEA Community Learning providers**

- There were 272,535 unique learners pursuing one or more learning activities with FE Institutions, Local Authority Community Learning or Work-based Learning providers during 2007/08, of which 158,665 (58 per cent) were female and 113,870 (42 per cent) were male. The number in-learning at December 1<sup>st</sup> 2007 was 192,325 [Table 1].
- The figures in this release (apart from the four year time series in Table 2) exclude the FE component of Merthyr Tydfil College following its merger with the University of Glamorgan.
- The number of learners in 2007/08 at FE, WBL and Local Authority Community Learning providers was 8.5 per cent lower than the equivalent final figure for 2006/07. Note however that the 2007/08 figures are provisional. An indication of the changes between the provisional data and final figures for previous years is given in the Key Quality section, although historically final total learner numbers tend to be slightly higher than those published in the provisional release.
- Within this fall in total FE/WBL/CL, full-time learner numbers at FE institutions were virtually unchanged (up 0.2 per cent) but part-time learner numbers at FE institutions fell by 12 per cent.
- Around 1 in 5 (22 per cent) of learners were aged under 19 and 38 per cent were aged under 25.
- Males outnumbered females for all ages below 20. However, the number of females aged 20 or above was 63 per cent higher than the number of males.

## **Learning programmes, activities and qualifications**

- Over the academic year there were 355,005 enrolments on learning programmes in total - 70 per cent of which were part-time, 12 per cent of which were full-time and 18 per cent of which were in work-based learning [Table 3].
- Of learning activities for which the qualification level was known <sup>(a)</sup>, 31 per cent were at level 1, 37 per cent were at level 2 and 20 per cent were at level 3 [Table 4]. A higher proportion was at level 3 than in 2006/07 and a lower proportion at level 1.
- 24 per cent of qualifications being studied for were Key Skills, 21 per cent were OCN (Open College Network) credits but 35 per cent were classed as 'Other' qualification types, including specific vocational qualifications not grouped elsewhere for the purpose of this release.
- The most popular subjects for learning activities (whose subject was specified) were Care (including Basic Skills) (27 per cent), Information Technology (14 per cent), Health (9 per cent) and Media (9 per cent), although popularity did vary across types of provision.

## **FE Provision excluding LA CL**

During the 2007/08 academic year, 235,325 Further Education learning programmes (excluding those taught by local authority staff) were pursued, 42,890 of which were full-time (up 0.2 per cent on 2006/07) and 192,435 of which were part-time (down 12 per cent compared to 2006/07).

## **Work-based Learning Provision**

63,550 learning programmes were pursued in 2007/08 within work-based learning provision, 13,915 (down 5 per cent on 2006/07) provided by FE institutions and 49,635 (down 15 per cent) provided by other training providers. Although full year 2007/08 WBL numbers were down, total WBL learner numbers at July 2008 were slightly higher than at July 2007 (as the full year 2006/07 had included a relatively high number of learners at the start of the year relative to that at its end). On an end year (July 2008) learner basis, Foundation Modern Apprenticeship numbers were about the same (1 per cent up) as at July 2007, Modern Apprenticeships were 5 per cent lower but the total number of learners on the new Skill Build programme and other pre-apprenticeship, skills and preparatory learning programmes was 37 per cent higher than for the corresponding programmes at the end of the previous year.

## **Local Authority Community Learning Provision**

54,250 learning programmes were pursued in 2007/08, down 20 per cent on 2006/07 (but see notes on provisional data in Key Quality section).

## **Higher Education Learning Programmes**

1,880 learning programmes were pursued under Higher Education provision at FE Institutions during 2007/08, compared with 2,100 in 2006/07.

(a) 9 per cent of qualification levels were unknown or not applicable. For Further Education provision the figure was 8 per cent but for Local Authority Community Learning provision 32 per cent of qualification levels were unknown or undefined, as is the case for some leisure-related learning activities. For Work-based Learning provision the figure was only 2 per cent.

**Table 1: Numbers of learners at Further Education Institutions, Local Authority Community Learning and Work-based Learning providers by age and gender, 2007/08 (provisional) (a)**

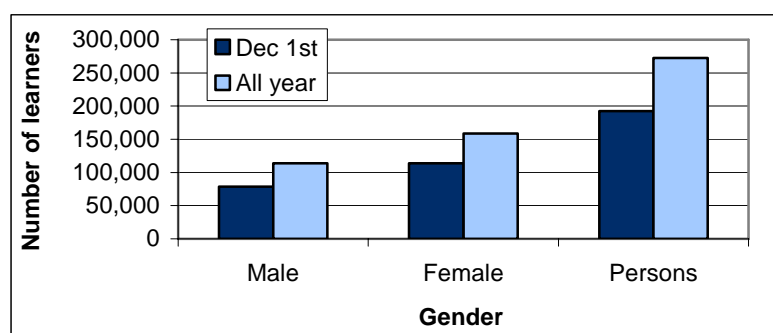
Age	Males		Females		Persons	
	1 <sup>st</sup> December	All Year	1 <sup>st</sup> December	All Year	1 <sup>st</sup> December	All Year
Under 16	1,750	2,880	1,355	2,425	3,105	5,305
16	9,370	11,170	8,695	10,340	18,070	21,510
17	8,920	10,480	8,170	9,560	17,090	20,040
18	5,645	6,895	4,800	5,970	10,445	12,865
19	4,135	5,265	3,500	4,540	7,635	9,805
20-24	10,520	15,360	11,790	17,005	22,305	32,365
25-49	25,080	41,270	47,965	70,285	73,050	111,555
50-64	8,455	13,630	18,470	26,400	26,925	40,030
65+	4,490	6,120	8,315	10,950	12,805	17,070
Not Specified	335	800	570	1,190	900	1,990
<b>Total</b>	<b>78,695</b>	<b>113,870</b>	<b>113,635</b>	<b>158,665</b>	<b>192,325</b>	<b>272,535</b>

Source: Lifelong Learning Wales Record

(a) Age at 31 August 2007

Reports 002002 and 002003 on StatsWales ([www.statswales.wales.gov.uk](http://www.statswales.wales.gov.uk)) contain the information provided in table 1 with a breakdown by ethnicity.

**Chart 2: Learner numbers by gender**



**Table 2: Trends in learner numbers at Further Education Institutions, Local Authority Community Learning and Work-based Learning providers, 2004/05 to 2007/08 (a)(b)**

	2004/05	2005/06	2006/07	2007/08 (Provisional)
Further Education Institutions (c)	239,020	245,065	238,670	219,425
Work-based learning provision (d)	58,620	69,080	64,475	58,680
Local Authority Community Learning (e)	56,555	54,485	52,200	42,965
Total learners at Further Education Institutions, Local Authority Community Learning or Work- based Learning providers (f)	299,690	311,145	300,640	275,350

Source: Lifelong Learning Wales Record

- (a) Counts are of unique learners, so removing, from each individual row, multiple counting of learners present at more than one learning provider and/or provision type.
- (b) Counts in all columns include learners at Merthyr Tydfil college (not present in the 2006/07 and 2007/08 figures elsewhere in this release, following the merger of the college into the University of Glamorgan), for comparability.
- (c) Learner numbers at FE institutions (FEIs) includes learners pursuing work-based learning programmes at FEIs and learners enrolled at FEIs but whose teaching is contracted out to local authorities.
- (d) Work-based learning provision includes learners pursuing work-based learning programmes at FE institutions as well as provision at other training providers.
- (e) Includes both those learner enrolled at local authorities directly and learners enrolled at FEIs but whose teaching is contracted out to local authorities.
- (f) The use of unique learner counts and also definitional overlaps means that the total for FE/WBL/CL learners is lower than the sum of the components.

**Table 3: Enrolments on learning programmes at Further Education Institutions, Community Learning or Work-based Learning providers by provision type, mode of study and gender, 2007/08 (provisional) (a)**

	Males		Females		Persons	
	1 <sup>st</sup> Dec	All Year	1 <sup>st</sup> Dec	All Year	1 <sup>st</sup> Dec	All Year
<b>Further Education excluding Local Authority CL at FEIs:</b>						
Full-time	19,140	20,905	20,350	21,985	39,490	42,890
Part-time	45,895	80,485	67,100	111,950	112,995	192,435
<b>Total</b>	<b>65,035</b>	<b>101,395</b>	<b>87,455</b>	<b>133,935</b>	<b>152,490</b>	<b>235,325</b>
<b>Higher Education at FEIs:</b>						
Full-time	145	150	215	230	365	380
Part-time	720	760	660	740	1,380	1,500
<b>Total</b>	<b>865</b>	<b>910</b>	<b>880</b>	<b>970</b>	<b>1,745</b>	<b>1,880</b>
<b>Local Authority Community Learning (b):</b>						
Full-time: enrolled at FEIs	10	15	60	70	75	85
Part-time: enrolled at FEIs	6,065	9,285	14,105	21,835	20,170	31,120
Full-time: enrolled at LEAs	0	0	*	*	*	*
Part-time: enrolled at LEAs	3,400	5,400	11,295	17,640	14,695	23,045
<b>Total</b>	<b>9,480</b>	<b>14,700</b>	<b>25,460</b>	<b>39,545</b>	<b>34,940</b>	<b>54,250</b>
<b>Work-based Learning:</b>						
at FEIs	5,070	8,000	3,295	5,915	8,365	13,915
at other training providers	12,455	22,285	14,555	27,350	27,015	49,635
<b>Total</b>	<b>17,525</b>	<b>30,285</b>	<b>17,850</b>	<b>33,265</b>	<b>35,375</b>	<b>63,550</b>
<b>All Levels of Study:</b>						
Full-time	19,300	21,070	20,630	22,285	39,930	43,355
Part-time	56,080	95,935	93,165	152,165	149,245	248,095
Work-based Learning	17,525	30,285	17,850	33,265	35,375	63,550
<b>Total</b>	<b>92,905</b>	<b>147,290</b>	<b>131,645</b>	<b>207,715</b>	<b>224,550</b>	<b>355,005</b>

Source: Lifelong Learning Wales Record

(a) See notes for definitions of level and mode.

(b) Excludes 'assisted' Community Learning provisions. See notes.

Reports 002004, 002005, 002006, 002007 and 002008 on StatsWales ([www.statswales.wales.gov.uk](http://www.statswales.wales.gov.uk)) contain the information provided in table 3 with a breakdown by age, type of learning programme, disability status and ethnicity.


**Table 4: Enrolments on learning activities at Further Education Institutions, Community Learning or Work-based Learning providers by qualification level and gender, 2007/08 (provisional)**

Qualification level	Further and Higher Education and Work-based Learning			Local Education Authority Community Learning		
	Males	Females	Persons	Males	Females	Persons
Pre-Entry Level	2,420	2,245	4,665	500	1,690	2,185
Entry Level	30,800	31,940	62,740	6,220	8,760	14,980
Level 1	106,785	122,305	229,090	5,345	15,260	20,605
Level 2	130,425	154,525	284,950	2,000	6,390	8,390
Level 3	66,050	89,430	155,480	450	1,400	1,850
Level 4,5 or HE	5,185	8,095	13,280	15	75	90
Mixed Levels	1,090	1,115	2,205	*	*	*
Unknown or not required	24,905	28,370	53,275	5,245	17,515	22,760
<b>Total</b>	<b>367,660</b>	<b>438,025</b>	<b>805,690</b>	<b>19,770</b>	<b>51,095</b>	<b>70,865</b>

Source: Lifelong Learning Wales Record

Reports 002009, 002010, 002011, 002012 and 002013 on StatsWales ([www.statswales.wales.gov.uk](http://www.statswales.wales.gov.uk)) contain the information provided in table 4 with a breakdown by qualification type and subject, provider type, provision type and language of delivery.

**Chart 3: Learner activities by qualification level**



**Table 5: Numbers of enrolments on work-based learning programmes (LPs): starts, leavers and in-training and numbers of learners in-training by programme type, 2007/08 (provisional) (a)**

	All year LPs (b)			LPs In training (c)		Learners (d)
	Starts	Leavers	In learning	1 <sup>st</sup> Dec	31 <sup>st</sup> July	31 <sup>st</sup> July
Modern Apprenticeship	7,710	6,695	18,285	12,360	10,870	10,805
Foundation Modern Apprenticeship	13,945	12,175	27,510	16,100	14,585	14,480
Preparatory Learning	195	1,170	1,395	445	200	190
Skills Learning	5	1,210	1,490	595	265	250
Skill Build	10,090	6,240	10,190	3,250	3,775	3,750
Pre-Apprenticeship Learning	100	20	105	20	80	80
Modern Skills Diploma	995	1,125	2,470	1,595	1,230	1,225
Other WBL Programme	1,160	1,060	2,060	390	990	985
<b>Total</b>	<b>34,195</b>	<b>29,690</b>	<b>63,500</b>	<b>34,750</b>	<b>31,995</b>	<b>31,770</b>

(a) Note that the definition of WBL provision differs slightly from that of WBL programme type. In particular, a small proportion of 'other programme' learning programmes were at WBL subsidiaries (of FEIs) and would be regarded as WBL provision (but not WBL programme type). As a result, the number of 'All-year' learning programmes is slightly less than presented in table 2.

(b) Represents cumulative count of learning programmes enrolled at any point during the academic year.

(c) Number of learning programmes on the reference date.

(d) Distinct learners based on most recent learning programme at specified date.

## Notes

This Statistical First Release (SFR) summarises data on learner numbers in post-16 education and training at providers receiving funding from DCELLS (Department for Children, Education, Lifelong Learning and Skills) for the academic year 2007/08. However, the figures are not restricted to fundable learners at those providers. The release contains information on the entire non-HEI post-16 sector including Further Education, Work-based Learning and Local Authority Community Learning.

Compared with previous releases in the series, the 2007/08 provisional SFR has additional information on changes over time, including a four year time series, but has an overall reduction in textual content. Additional descriptive information will be included in the final release for 2007/08, due in April 2009.

This series, the first Release of which was SDR 38/2005 containing provisional data for 2003/04, replaces an earlier quarterly series on work-based learning enrolments (final edition SDR 22/2005) and an annual Statistical Bulletin on Adult Continuing Education (SB 52/2003) published by the Welsh Assembly Government.

SDR 38/2005 presented summary information on work-based learning provision at other training providers collected through ELWa's National Trainee Database (NTD). From 2004/05, data on all work-based learning have been collected solely via the LLWR (Lifelong Learning Wales Record).

## StatsWales

Only summary tables have been provided in this Release. Additional tables supplying greater detail, including analysis by programme and qualification type, subject, age, disability status and ethnicity, are available via the Assembly's online dissemination service StatsWales. Tables related to this SFR can be found at:

[http://www.statswales.wales.gov.uk/ReportFolders/ReportFolders.aspx?IF\\_ActivePath=P,617,1571](http://www.statswales.wales.gov.uk/ReportFolders/ReportFolders.aspx?IF_ActivePath=P,617,1571)

## Learners at Further Education Institutions, Local Authority Community Learning or Work-based Learning providers (tables 1 to 4)

- Information was collected from FE institutions, Local Authorities and other training providers via the LLWR, from which data were extracted on 23<sup>rd</sup> October 2008.
- Data on work-based learning provision are comparable with those presented in the 2004/05 to 2006/07 publications but not with those in the 2003/04 publication as provision at other training providers was excluded from the LLWR-based 2003/04 tables but included in a final table which, for 2003/04, was sourced from the NTD.
- Community Learning is a broad definition that can encompass, for instance, provision at FE institution outreach centres and Adult Basic Education. This Release only identifies Local Authority Community Learning provision (see "Provision Type" notes) and hence this is the term used throughout.
- WBL provision is included whether at an FE college, at a WBL subsidiary of an FE institution or at another training provider.
- December 1st counts are based on a snapshot of the week of 1st December 2007. All-year counts are based on all learners enrolled during the academic year.
- Ages are as at 31st August 2007.
- Includes students on courses at the Workers Educational Association (WEA) and the Young Men's Christian Association (YMCA).
- The figures in this release (apart from the four year time series in Table 2) exclude FE learners at Merthyr Tydfil College which was merged with the University of Glamorgan on 1<sup>st</sup> April 2006. FE learners at Merthyr Tydfil College are now included within the University of Glamorgan data collected by HESA (the Higher Education Statistics Agency) and hence within, for example, the Assembly Government's Bulletin '[Students in Higher Education Institutions, 2006/07](#)'. Learners with the Merthyr Tydfil College work-based learning subsidiary are however included in this Statistical First Release as their data are not collected by HESA.

## Learner numbers, learning programmes and learning activities

- The Lifelong Learning Wales Record from which tables 1 to 5 were derived has datasets based on learners, their learning programmes and their constituent learning activities as well as awards which are not included in the current release. Table 1 and 2 are based on counts of individual learners using a methodology which counts only once a learner present at more than one provider. Tables 3 and 5 are based on counts of learning programmes, apart from the final column of table 5 which uses unique learners. A learner represented in table 2 will have one or more learning programmes in tables 3 and 5. Table 4 is based on counts of learning activities, there being one or more of these constituents to each learning programme.

## Provision type

The provision type is determined at the learning programme level. **Note that this is not a funding report and definitions can differ from those used for funding purposes. For example, some of the WBL provision will have been FE funded.**

For the purpose of this statistical release,

- Further Education (FE) provision is defined as that submitted to the LLWR by an FE provider excluding:
  - learning programmes categorised as HE or WBL below; and
  - learning delivered by a Local Authority via a subcontracted arrangement with an FE provider.
- Higher Education (HE) provision comprises learning programmes categorised as higher education namely:
  - Higher National Certificate; Higher National Diploma;
  - HE professional / HE vocational programme;
  - Foundation Degree; HE First Degree; other undergraduate qualification;
  - HE postgraduate;

The figures for HE include learners whose programme is designated as HE level but exclude learning programmes where the overarching learning programme is not designated as 'HE' although an element of the learning (i.e. one or more learning activities) is at HE level.
- Local Authority Community Learning provision is defined as that submitted to the LLWR:
  - by a Local Authority directly ('maintained' or 'contracted-out' provision); or
  - by an FE provider but where the learning is delivered by a Local Authority through a partnership, franchise or subcontracted arrangement ('contracted-in' provision).

The Local Authority Community Learning figures **exclude** 'assisted' provision, i.e. courses controlled and managed by another organisation but which the local authority supports either financially or by providing premises or other facilities free of charge or at subsidised rates.

WBL provision is defined as that submitted to the LLWR by a WBL provider; or provision at FE institutions comprising a WBL designated learning programme, namely the following or their predecessor programmes:

- Modern Apprenticeships;
- Foundation Modern Apprenticeships;
- Preparatory Learning (with starts to 2006/07; marketed as Skillbuild);
- Skills Learning (with starts to 2006/07; marketed as Skillbuild Plus);
- Skill Build;
- Pre-Apprenticeship Learning;
- Modern Skills Diploma;
- Other WBL programme.

## Subjects

References to subjects are based on an abbreviated form of the category associated with the first character of the LDCS code under the LearnDirect Classification System (LDCS).

## Mode of learning

Mode of learning has been derived from the LLWR using guided contact hours. The methodology differs from that used in ELWa and Assembly publications covering years prior to 2003/04 and based on older sources. Furthermore, in this release, the methodology is used to derive learning programme counts which are not directly comparable with mode of learning splits of learner numbers. The methodology has however been applied to learner numbers elsewhere, for instance in the Welsh Assembly Government publication 'Further Education, Work-based Learning and Community Learning in Wales Statistics 2005/06'.

- Learning programmes classified for statistical purposes as **full-time** are defined as those containing at least 450 guided contact hours per year.
- Learning programmes classified as **part-time** are defined as those containing less than 450 guided contact hours per year.
- Work-based learning provision cannot be classified in this way as the majority of learning is at the workplace and therefore a separate mode of study has been provided.

## Work-based Learning (table 4)

This table summarises enrolments on work-based learning programmes.

- Starts and leavers denote the cumulative number of new starts and leavers on each programme during the academic year.
- The count of leavers excludes those who have transferred to another learning programme at the same provider.
- In-training figures are the number of training episodes at December 1st 2007 or July 31st 2008. These are for single days, in contrast to the December 1st counts in tables 1 and 2 which are based on a week.

## Rounding

Figures are rounded to the nearest 5 and there may be apparent slight discrepancies between the sum of the constituent items and the total. An asterisk '\*' represents numbers greater than 0 and less than 5.

## Key Quality Information

### Status of statistics

The LLWR data underlying this Release are provisional and in the process of being updated by learning providers, validated and finalised. Final data for 2007/08 are due to be published in April 2009. Some indication of revisions to data between previous provisional and final releases is presented below.

The methodologies used to derive some of the variables in the tables were originally developed by ELWa in the context of SFRs but are now used more widely, such as the breakdown between full-time and part-time students derived from the number of guided learning hours.

### Revisions

Data in this Release are provisional and subject to revision resulting from updated returns to the LLWR from FE institutions, WBL providers and Local Authorities. The impact of these updates and further validation is as yet unknown but the overall changes in previous years are illustrated in the table below. There may also be revisions of a smaller or larger magnitude for individual data items.

It has been noted that the provisional data includes unexpectedly low figures for Carmarthenshire County Council community learning. This is an example of issues which will be investigated as part of the finalisation of the data.

2003/04 to 2006/07 Percentage change between provisional and final release	Learners		Learning programmes		Learning activities
	Dec 1 <sup>st</sup>	All year	Dec 1 <sup>st</sup>	All year	All year
	2003/04	+1.3	+1.4	+1.3	+2.0
2004/05	+0.4	+1.7	+1.2	+3.0	+1.4
2005/06	+1.0	+1.3	-1.3	0.0	+0.4
2006/07	-0.6	+0.5	-1.0	+0.5	+0.2

### Data for previous years

Owing to changes in data collection, comparisons with years prior to 2003/04 should only be made with caution. Previously data on Further Education provision, sourced from the Individualised Student Record (ISR), were available through the ELWa/HEFCW annual volume "Higher Education, Further Education and Training Statistics in Wales" ending with the edition covering the 2002/03 academic year, published in November 2004. The first equivalent volume to be based on the LLWR, 'Further Education, Work-based Learning and Community Learning in Wales Statistics 2003/04', was published by ELWa in March 2006 and the third of the series, based on 2005/06, was published by the Welsh Assembly Government in January 2008.

Earlier data on Local Authority Community Learning (then referred to as Adult Continuing Education) were published in May 2003 in the National Assembly for Wales Statistical Bulletin "Adult Continuing Education in Wales 2001/02 & 2002/03" (SB52/2003).

SDR67/2005 first published finalised data collected via ELWa's Lifelong Learning Wales Record (LLWR) for Further Education, Community Learning and the component of Work-based Learning provided through FE institutions. Figures on Work-based learning at other training providers were, then and previously, based on data collected through the National Trainee Database (NTD). The National Assembly for Wales Statistical First Release SDR22/2005 contained the final data from the NTD as at June 2004. Later post-16 education releases, including this one, contain data on WBL provision collected via LLWR from all DCELLS-funded Work-based Learning providers.